


# THE CASH FLOW CHALLENGE



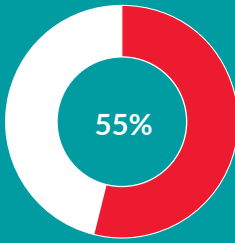
## CASH FLOW ANALYSIS SUMMARY

Analysis of architecture and engineering firms, not using EleVia Software, and their actual data.



**38**  
Days

Average Time to Invoice (TTI)



OVERDUE

**80**  
Days

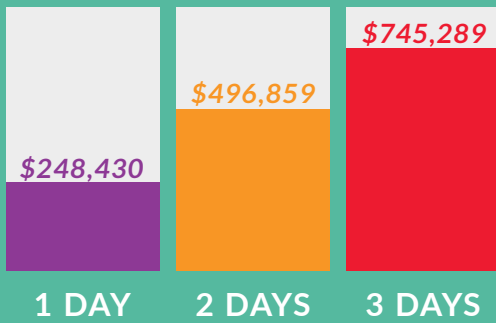
Average Days Sales Outstanding (DSO)

**55%**

of total AR funds are overdue

### POTENTIAL AVERAGE MONTHLY CASH FLOW IMPROVEMENT

#### DAYS SALES OUTSTANDING (DSO) IMPROVEMENT

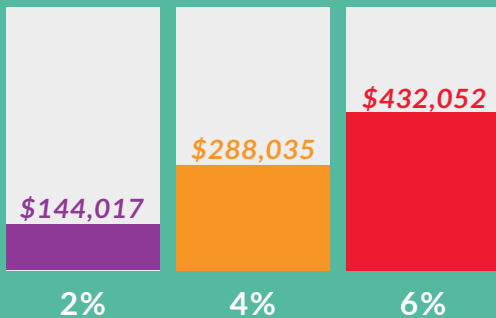


1 DAY

2 DAYS

3 DAYS

#### PERCENT IMPROVEMENT ON AR 31-120 DAYS OUTSTANDING



2%

4%

6%

### LEARN MORE

Contact us for a demo or to take the Cash Flow Challenge